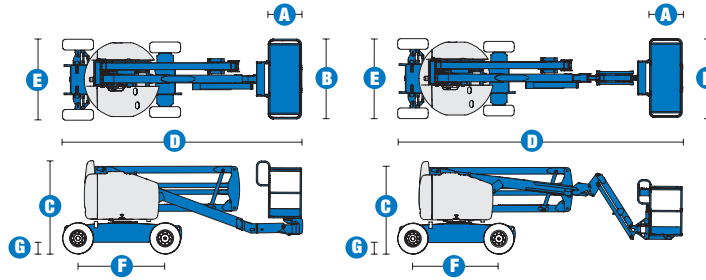
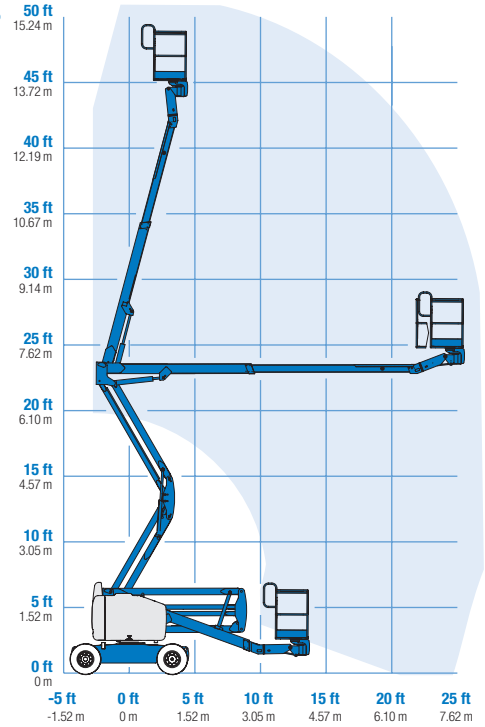


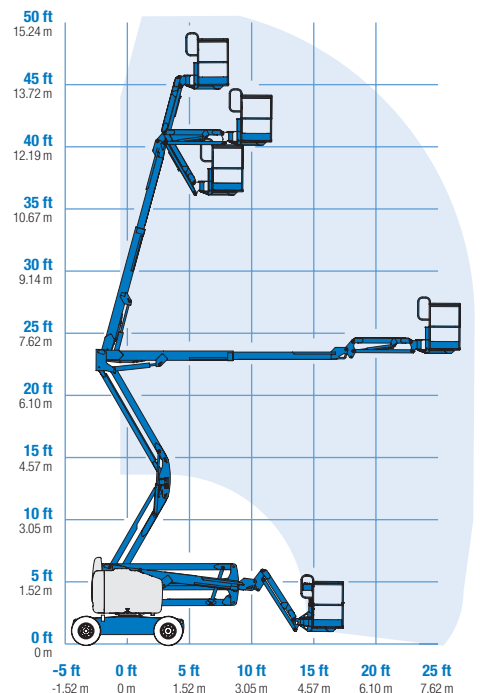
Specifications



RANGE OF MOTION Z™-45/25 IC



RANGE OF MOTION Z™-45/25J IC



MODELS	Z™-45/25 IC Narrow		Z™-45/25J IC Narrow	
MEASUREMENTS	Metric	US	Metric	US
Working height maximum*	15.87 m	51 ft 6 in	15.94 m	51 ft 9 in
Platform height maximum	13.87 m	45 ft 6 in	13.94 m	45 ft 9 in
Horizontal reach maximum	7.62 m	25 ft	7.65 m	25 ft 1 in
Up and over clearance maximum	7.04 m	23 ft 1 in	6.73 m	22 ft 1 in
A Platform length	.76 m	2 ft 6 in	.76 m	2 ft 6 in
B Platform width	1.83 m	6 ft	1.83 m	6 ft
C Height - stowed	2.00 m	6 ft 7 in	2.00 m	6 ft 7 in
D Length - stowed	5.56 m	18 ft 3 in	6.83 m	22 ft 5 in
E Width	1.79 m	5 ft 10.3 in	1.79 m	5 ft 10.3 in
F Wheelbase	2.03 m	6 ft 8 in	2.03 m	6 ft 8 in
G Ground clearance - centre	.24 m	9.5 in	.24 m	9.5 in

PRODUCTIVITY

Lift capacity	227 kg	500 lbs	227 kg	500 lbs
Platform rotation	180°	180°	160°	160°
Vertical jib rotation	—	—	—	139°
Turntable rotation	355° non-continuous		355° non-continuous	
Turntable tailswing	zero	zero	zero	zero
Drive speed - stowed	4.8 km/h	3.0 mph	4.8 km/h	3.0 mph
Drive speed - raised**	1.00 km/h	0.61 mph	1.00 km/h	0.61 mph
Gradeability - stowed***	30%	30%	30%	30%
Turning radius - inside	1.83 m	6 ft	1.83 m	6 ft
Turning radius - outside	4.26 m	14 ft	4.26 m	14 ft
Controls	12 V DC proportional		12 V DC proportional	
Tyres	9 x 14.5 in (foam-filled)		9 x 14.5 in (foam-filled)	

POWER

Power source	Ford DSG-423 4 cylinder petrol/LPG 75 hp (56 kW) Deutz diesel D 2011 LO 3i cylinder diesel 48 hp (35.8 kW) Perkins diesel 404-D22 4-cylinder diesel 51 hp (38 kW)			
Auxiliary power unit	12 V DC	12 V DC	12 V DC	12 V DC
Hydraulic tank capacity	90.8 L	24 gal	90.8 L	24 gal
Fuel tank capacity	64.4 L	17 gal	64.4 L	17 gal

WEIGHT****

	7,598 kg	16,750 lbs	7,700 kg	16,975 lbs
--	----------	------------	----------	------------

STANDARDS COMPLIANCE

CE EN280, PB-10-611-03

* The metric equivalent of working height adds 2 m to platform height. U.S. adds 6 ft to platform height.
 ** In lift mode (platform raised), the machine is designed to operate on firm, level surfaces only.
 *** Gradeability applies to driving on slopes. See Operator's Manual for details regarding slope ratings.
 **** Weight will vary depending on options and/or country standards.

Features

EASILY CONFIGURED TO MEET YOUR NEEDS

PLATFORM OPTIONS

- Steel 1.83 m (6 ft) (standard)
- Steel 1.22 m or 1.52 m (4 or 5 ft)

JIB OPTIONS

- Non-jib
- 1.52 m (5 ft) jib boom

POWER OPTIONS

- Deutz diesel 48 hp (35.8 kW)
- Ford petrol/LPG 75 hp (56 kW)
- Perkins diesel 51 hp (38 kW)

DRIVE

- 2 x 4

TYRE OPTIONS

- Industrial foam-filled (standard)
- Industrial non-marking foam-filled

STANDARD FEATURES

MEASUREMENTS

Z™-45/25 IC Narrow

- 15.87 m (51 ft 6 in) working height
- 7.62 m (25 ft) horizontal reach
- 7.04 m (23 ft 1 in) up and over clearance
- Up to 227 kg (500 lb) lift capacity

Z™-45/25J IC Narrow

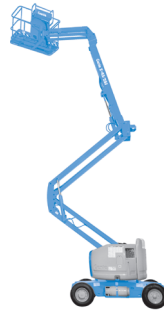
- 15.94 m (51 ft 9 in) working height
- 7.65 m (25 ft 1 in) horizontal reach
- 6.73 m (22 ft 1 in) up and over clearance
- Up to 227 kg (500 lb) lift capacity

PRODUCTIVITY

- Self-levelling platform
- Hydraulic platform rotation
- Fully proportional controls
- Drive enable
- AC power to platform
- Horn
- Hour meter
- Tilt alarm
- Descent alarm
- 355° non-continuous turntable rotation
- Zero tailswing
- Two speed wheel motors
- Certified load sensor

POWER

- All engines are emissions compliant
- 12 V DC auxiliary power
- Engine protection package
- Deutz intake air heater
- Swing out engine tray



OPTIONS & ACCESSORIES

PRODUCTIVITY

- Platform swing gate
- Half-mesh platform inserts with swing gate
- Platform top auxiliary rail
- Air line to platform
- Fire resistant hydraulic oil
- Biodegradable hydraulic oil
- Basic hostile environment kit*
- Standard aircraft protection package*
- Deluxe aircraft protection package*
- Tool tray
- Fluorescent tube caddy
- Pipe cradle (pair)
- Alarm package
- Platform work lights
- Front driving lights
- Lockable platform control box cover

POWER

- Engine gauge package
- AC Generator Packages (110V/60Hz, 3000 W or 220V/50Hz, 2500 W)
- Cold Start Packages
- Arctic packages
- Diesel scrubber/spark arrestor
- Diesel spark arrestor muffler
- LPG tank, 15.23 kg (33.5 lb) capacity
- Additional LPG tank with carrier

*Reduces platform capacity to 200 kg (440 lbs).

Distributed By:

UK

Millennium House
Brunel Drive
Newark NG24 2DE
UK
Tel: +44 (0)1476 584333
Fax: +44 (0)1476 584334

France

10, ZA de la Croix St. Mathieu
28320 Gallardon
France
Tel: +33 (0)2 37 26 09 99
Fax: +33 (0)2 37 26 09 98

Germany

Finienweg 3
28832 Achim/Bremen
Germany
Tel: +49 (0)4202 8852-0
Fax: +49 (0)4202 8852-25

Spain

Gaià 31, Pol. Ind. Plá d'en Coll
08110 Montcada i Reixac
Barcelona
Spain
Tel: +34 93 572 50 90
Fax: +34 93 572 50 91

Scandinavia

Importgatan 17
422 46 Hisings Backa
Sweden
Tel: +46 31 57 51 00
Fax: +46 31 57 90 20

Middle East

Terex Middle East
PO Box 282325, Dubai
U.A.E.
Tel: +971 4 339 1800
Fax: +971 4 339 1802
Email: InfoME@terex.com

Genie United States

18340 NE 76th Street
P.O. Box 97030
Redmond, WA
USA 98073-9730
Tel: +1 425 881-1800
Fax: +1 425 883-3475

Email: AWP-InfoEurope@terex.com